

- Single through hole models
- Meets UL 1459, Designed to meet FCC and ITU-TS G.703
- T Case and ER 9.5 models listed, surface mount models available
- Models matched to Cirrus Logic
- T1/E1 Transceiver IC's
- Isolation Voltage: 1500 Vrms

Specifications

Schott P/N	Previous Schott P/N	Turns Ratio Pri:Sec +/- 5%	Pri OCL mH Min	Leakage uH Max	IWC pF Max	DCR Primary Ohms Max	DCR Secondary Ohms Max	Package Schematic	Primary Pins
22093	671151000	1:1:1	0.70	0.20	25	0.50	0.05	T Case	1-2
22142	67127370	1:1:1	0.70	0.40	25	0.50	1.00	ER 9.5	1-6
22145	67131050	1CT:1.36CT	0.60	1.00	15	0.16	0.20	ER 9.5	1-3
22165	67130840	1CT:1	1.20	1.50	75	1.10	0.70	ER 9.5	1-3
22166	67130850	1CT:2CT	1.20	0.65	50	0.70	1.20	ER 9.5	1-3
22612	67125350	1CT:3CT:1	3.00	12	14	0.75	3.25	RM5	6-2
24121	67112020	1:1.36CT	0.60	1.30	27	0.60	0.30	T Case	1-5
24122	67124650	1CT:1	0.70	0.20	50	0.20	0.50	T-Case	1-5
22264	67124670	1:2CT	0.70	0.20	50	0.50	1.00	T Case	2-6
22610	67124840	1:1.17	1.50	0.40	32	0.50	0.60	T Case	2-6
22634	67124850	1:1:1.25	1.50	0.30	35	0.50	0.60	T Case	1-5
22137	67129300	2CT:1	0.70	0.30	50	1.00	0.50	ER 9.5	4-6
22627	67129310	1:1.17	1.50	0.70	60	0.70	0.50	ER 9.5	4-6
22539	67129320	1:1.25	1.50	0.70	55	0.80	0.60	ER 9.5	4-6
24059	67130580	1CT:1	0.70	0.30	80	0.50	0.50	ER 9.5	1-3

Parts availability subject to Schott manufacturing schedules and leadtimes. Not all parts available from stock. Please contact us for more details and availability. The Adobe Acrobat Reader is required to view these linked documents.

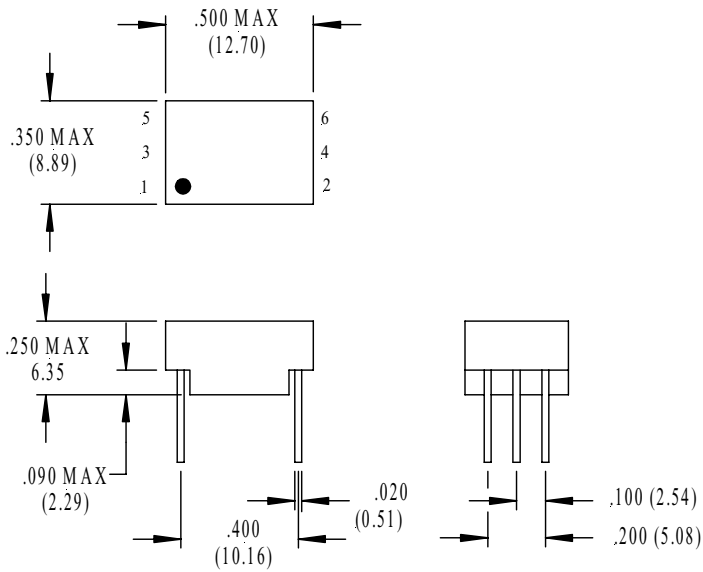
Electrical Specifications Test Criteria

1. Electrical characteristics are reported for operating at 25° C.
2. The transformers are designed for operating at -40° C to +85° C.
3. Inductance is measured at 10 kHz, 0.1 Vrms, Leakage at 100 kHz, 0.1 Vrms.
4. Interwinding capacitance is measured at 100 kHz, between primary and all other windings tied together.

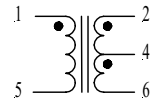
All data is believed to be accurate at time of printing. Schott Corporation reserves the right to make changes without notification. "Schott" is a trade name of Schott Corporation. All other trademarks and trade names are the property of their respective holder.

T CASE

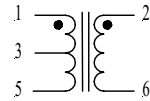
inches
(mm)



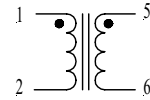
SCHEMATIC A



SCHEMATIC B

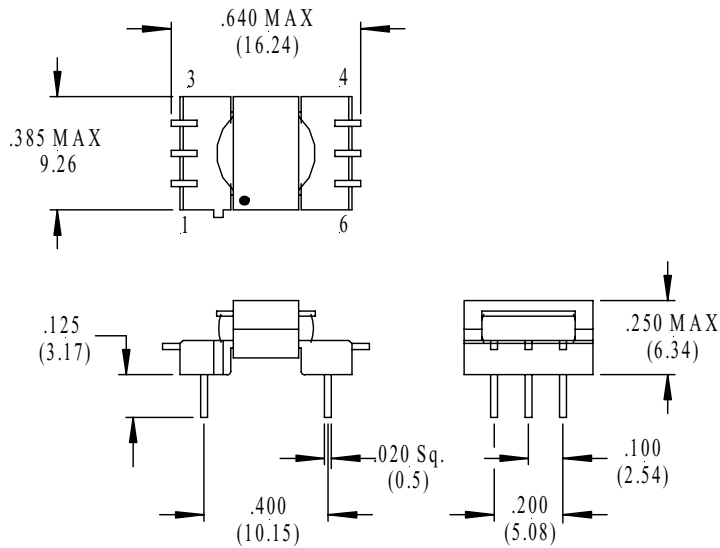


SCHEMATIC C

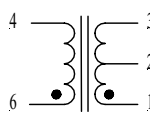


ER9.5

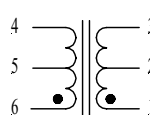
inches
(mm)



SCHEMATIC D



SCHEMATIC E



All statements and technical information contained herein are believed to be accurate, but the accuracy and completeness thereof is not guaranteed. If any product is found to be defective, Schott Corporation's (Seller) only obligation shall be to replace such quantity of the product proved to be defective. User shall determine the suitability of the product for the intended use, and user assumes all risk and liability whatsoever in connection herewith. Seller shall not be liable for any direct, consequential, or incidental loss or damage. Conditions not specifically stated herein shall be governed by established trade customs. Schott Corporation reserves the right to make changes without notification. "Schott" is a trade name of Schott Corporation. All other trademarks and trade names are the property of their respective holder.



Schott Corporation
1000 Parkers Lake Road
Wayzata, Minnesota 55391
U.S.A.

Tel: + (952) 475-1173

Fax: + (952) 475-1786

Email: salesd@schottcorp.com

Web: <http://www.schottcorp.com>